

UNIVERSAL BATTERY SHORTY

THE CRITICAL UNIVERSAL BATTERY IS THE FIRST WIRELESS BATTERY PACK THAT UTILIZES THE CRITICAL CORE™ - CREATED FOR CONSISTENT POWER AND EXTREME ACCURACY.



VOLTAGE RANGE: 4.5V - 13V
WEIGHT: 1.5oz
LENGTH: 1.43"
DIAMETER: 1.26"

ENHANCED WITH CRITICAL CORE

- PRECISE VOLTAGE**
NO "SAG" IN VOLTAGE DROP DURING ANY PART OF THE TATTOO SESSION
- LOW BATTERY INDICATOR**
AT 5% CHARGE LIFE, A LOW BATTERY ICON IS DISPLAYED ALONG WITH A BEEP FOR 5 SECONDS AT EVERY MINUTE
- OUTPUT INDICATOR**
FLASHING DECIMAL POINT INFORMS USER DEVICE IS IN USE
- TEMPERATURE PROTECTION**
POWER SHUTS OFF IF TEMPERATURE EVER REACHES AT UNSAFE LEVELS (176°F)
- CRITICAL CORE**
SMART & ACCURATE
- VERSATILE CHARGE CONNECTION**
EASY CHARGE CONNECTION WITH ANY USB-C CONNECTION

HOW TO USE:

- ATTACH CRITICAL UNIVERSAL BATTERY TO TATTOO MACHINE
- TURN DEVICE ON BY HOLDING POWER BUTTON 3 SECONDS
- SELECT DESIRED VOLTAGE BY USING +/- BUTTON
- START DEVICE BY CLICKING POWER BUTTON 1 TIME
- STOP DEVICE BY CLICKING POWER BUTTON 1 TIME
- TURN DEVICE OFF BY HOLDING POWER BUTTON 3 SECONDS

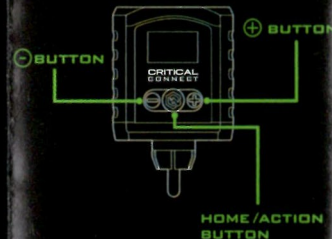
OLED SCREEN WHEN CHARGING:

- SCREEN WILL REMAIN ON WHILE CHARGING, WILL DISPLAY BATTERY STATUS
- SCREEN WILL IDLE ONCE FULLY CHARGED AFTER 60 SECONDS

CHARGING

- USE USB TYPE C CONNECTOR
- UNIVERSAL BATTERY DOCK (SOLD SEPARATELY)

HOW TO PAIR BATTERY TO FOOT SWITCH



REQUIRED FOR SET UP

- CRITICAL CONNECT BATTERY (UP TO 4)
- 1 X CRITICAL CONNECT FOOT SWITCH

CRITICAL CONNECT TO ACCESS BLUETOOTH MENU

- HOLD BOTH - AND + BUTTONS FOR 3 SECONDS TO ENTER BLUETOOTH MENU
- CLICK + 1 TIME FOR SEARCH MODE
- QUICKLY TAP FOOT SWITCH (SOLD SEPARATELY) 1 TIME TO PAIR WITH BATTERY PACK
- CLICK C BUTTON 1 TIME TO RETURN TO HOME MENU

BLUETOOTH MENU SYMBOLS

- NOT PAIRED**
CLICK + ONCE TO SEARCH FOR CRITICAL CONNECT FOOT SWITCH
- SEARCH MODE**
TAP FOOT SWITCH ONCE DURING SEARCH MODE TO CONNECT
- DEVICE NOT FOUND**
IF NO DEVICE IS PAIRED OR FOUND AFTER 30 SECONDS
- BLUETOOTH PAIRED**
SUCCESSFULLY PAIRED
CLICK - ONCE TO UNPAIR DEVICE



HOME SCREEN BATTERY TO FOOT SWITCH



- CRITICAL CONNECT INDICATOR**
"C" SYMBOL WILL BE VISIBLE ON HOME SCREEN WHEN BATTERY IS PAIRED WITH FOOT SWITCH
- MOMENTARY/CONTINUOUS MODE**
CLICK BOTH C AND + ONCE TO TOGGLE BETWEEN MODES ON THE FOOT SWITCH
 - SOLID DECIMAL FOR CONTINUOUS
 - HOLLOW DECIMAL FOR MOMENTARY

HOW TO PAIR MULTIPLE BATTERIES



- 1 PAIR 1ST BATTERY TO FOOT SWITCH
- 2 DOUBLE CLICK  TO ENTER "STANDBY" MODE
- 3 TURN ON OR EXIT STANDBY BY DOUBLE  CLICKING ON 2ND DEVICE
- 4 PAIR 2ND BATTERY TO FOOT SWITCH

PAIR AND SWITCH BETWEEN UP TO 4 BATTERIES
AND 1 FOOT SWITCH

ONLY 1 BATTERY CAN BE OPERATED AT A
TIME PER FOOT SWITCH. ALL BATTERIES
NOT IN USE SHOULD BE ON STANDBY
MODE OR OFF

COMPATIBLE PRODUCTS



CRITICAL CONNECT
FOOT SWITCH



UNIVERSAL
BATTERY DOCK

12 MONTH WARRANTY

PATENT INFO

US PATENT 10471246
AU PATENT 2019359618
CN PATENTS PENDING
CA PATENTS PENDING

VIDEO TUTORIAL

WWW.CRITICALTATTOO.COM/CRITICALCONNECT



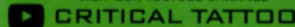
SCAN QR CODE FOR VIDEO LINK

CRITICAL
CONNECT™





WWW.CRITICALTATTOO.COM

VISIT OUR YOUTUBE CHANNEL



FOR USAGE INSTRUCTIONS

  @CRITICALTATTOOSUPPLY