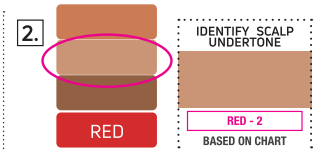


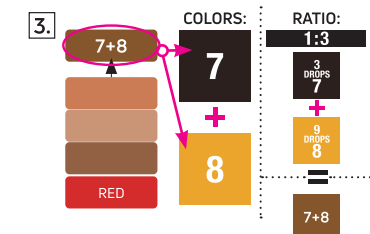
BUILDING A BETTER MIX - NATURAL SMP RESULTS



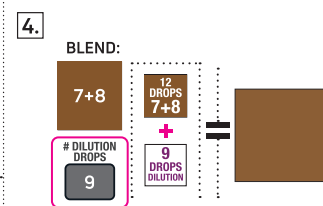
STEP 1 (IDENTIFY TONE):
Identify the Client's Scalp Tone.



STEP 2 (IDENTIFY UNDERTONE):
Identify the Scalp Undertone to Tile on the RESTORE Chart



STEP 3 (SELECT PIGMENT):
Select the corresponding PIGMENT from the column containing your identified scalp undertone.
Blend Pigments according to the Ratio (Above the Color)



STEP 4 (ADD DILUTION):
Add appropriate DILUTION amount found in the row of the selected undertone.

RESTORE

Sculpted.

RESTORE
5
6
7
8
9

DILUTION
ADJ

RESTORE

R E S T O R E

Sculpted

RATIO →	3:1	2:3	1:3	3:2	1:3	2:3
COLORS →	5+6	5+6	5+6	6+8	7+8	7+8
# DROPS DILUTION	6	9	3	10 / 9	10 / 3	10 / 6
DILUTION SCALE						
UNDERTONES	YELLOW	YELLOW-ORANGE	ORANGE	ORANGE-RED	RED	VIOLET-RED
# DROPS DILUTION	3	9	6	10 / 9	10 / 3	10 / 6
UNDERTONES	VIOLET	BLUE-VIOLET	BLUE	BLUE-GREEN	GREEN	GREEN-YELLOW
COLORS →	6+7+9	6+7+9	6+7+8	6+7+8	6+9	5+6+7
RATIO →	2:2:1	1:1:1	2:2:1	1:1:1	3:2	2:2:1

PERMA BLEND LUXE

R E S T O R E

Sculpted.

X
PERMA BLEND LUXE

The RESTORE set is specifically formulated to create the most natural results with incredible retention which maintains the size, shape, and color of the result. All of the bottles are pre-modified to ensure the cancellation of the existing undertone, creating results that are "neutral" and natural for each client. It is optimized to enter the delicate area of the scalp skin quickly as well as maintain a consistent flow of pigment without dripping or splashing.

DISCLAIMER: THIS CHART IS DESIGNED AS A REFERENCE GUIDE. THE RECLAIM PIGMENT SET CAN BE COMBINED, MODIFIED, AND DILUTED AT THE ARTIST'S DISCRETION

CREATED BY SCULPTED.

PERMA BLEND LUXE

©2023 - Sculpted Studios LLC - All Rights Reserved

CREATED BY SCULPTED.